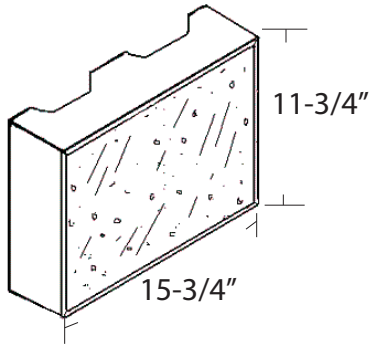
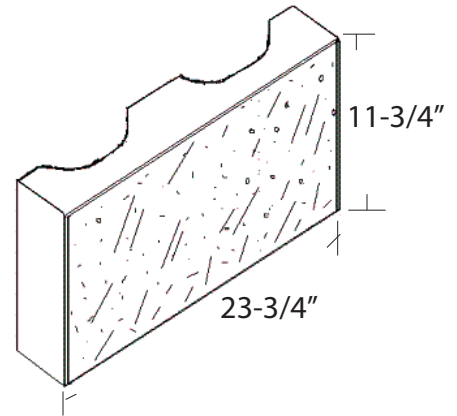


# PREMIER LINE™ REFLECTIVE/POLISHED/GROUND FACE CONFIGURATIONS

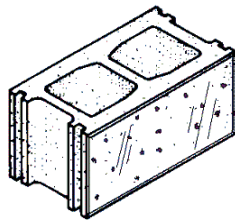
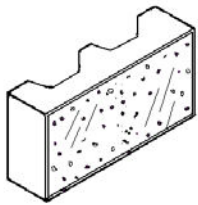


**4"x12"x16"**



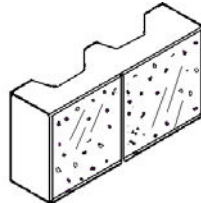
**4"x12"x24"**

## STRETCHER

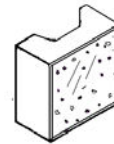


## SCORES

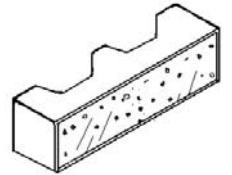
(false head joint)



## HALF BLOCK



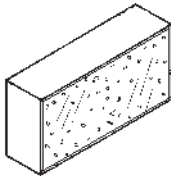
## HALF HIGH



AVAILABLE IN BED-DEPTHS OF 12", 10", 8", 6", AND 2 1/4". 4" BED-DEPTH AVAILABLE IN OUR W-SHAPE DESIGN.

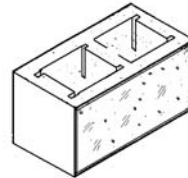
## SOLIDS

8" X 16" FACE  
AVAILABLE IN  
BED-DEPTHS OF  
12", 10", 8", 6", 4",  
AND 2 1/4"



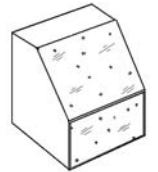
## BOND BEAMS

AVAILABLE IN 12",  
10", 8" AND 6".  
AVAILABLE WITH  
OR WITHOUT  
SOLID BOTTOM.



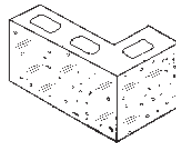
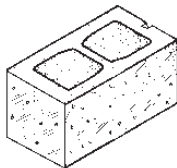
## SILLS

AVAILABLE IN  
BED-DEPTHS OF  
8", 6", AND 4"



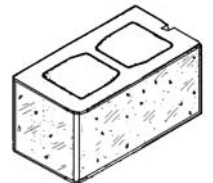
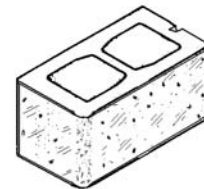
## CORNERS

CORNERS (FINISHED  
FACE & END) ARE  
AVAILABLE IN 12",  
10", 8", 6", 4", AND 2 1/4"  
BED-DEPTHS.  
4x8x16x8 "L"  
CORNER ALSO  
AVAILABLE



## BULLNOSE AND CHAMFERS

BULLNOSE AND  
CHAMFERED UNITS  
ARE AVAILABLE WITH  
TREATMENT ON ONE  
OR MORE EDGES



E. DILLON IS A CUSTOM DESIGN ACMU MANUFACTURER. WE BUILD OUR BLOCK TO YOUR SPECIFICATIONS. OUR SELECTION IS VIRTUALLY ENDLESS FOR CUSTOM SIZE, SHAPE OR COLOR. ALL BLOCK MEET OR EXCEED ASTM OR BUILDING CODE STANDARDS. FULL SIZE SAMPLES AND COLOR SELECTION KITS ARE AVAILABLE UPON REQUEST. DETAILED SPECIFICATIONS ARE AVAILABLE FOR DOWNLOAD.

PLEASE NOTE: THIS PAGE IS DESIGNED TO PROVIDE GUIDANCE TO AVAILABLE SHAPES AND SIZES. MANY OTHERS ARE NOT SHOWN DUE TO LIMITED SPACE. PLEASE CONTACT E. DILLON TO INQUIRE ABOUT OTHER AVAILABLE SHAPES AND SIZES.