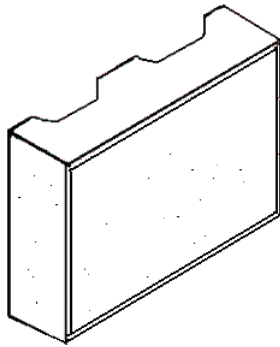
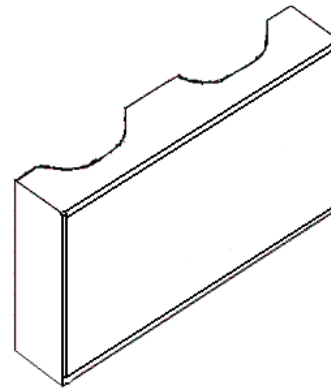


DILLON PREMIER LINE™ MATTE FINISH CONFIGURATIONS



4"x12"x16"



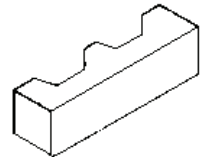
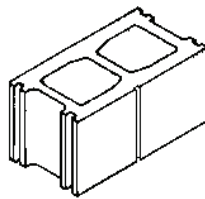
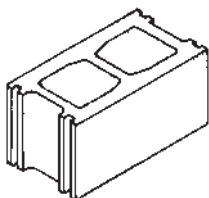
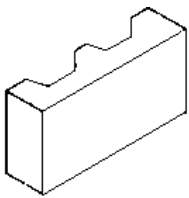
4"x12"x24"

STRETCHER

SCORES (false head joint)

HALF BLOCK

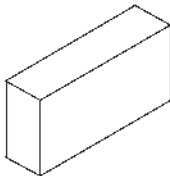
HALF HIGH



AVAILABLE IN BED-DEPTHS OF 12", 8", 6", AND 2 1/4". 4" BED-DEPTH AVAILABLE IN OUR W-SHAPE DESIGN.
12" BED-DEPTH IS ONLY AVAILABLE IN MATTE FINISH.

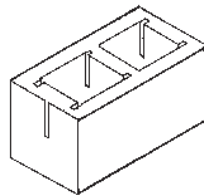
SOLIDS

8" X 16" FACE
AVAILABLE IN
BED-DEPTHS OF
8", 6", 4", AND 2 1/4"



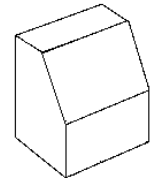
BOND BEAMS

AVAILABLE IN 8"
AND 6". AVAIL-
ABLE WITH OR
WITHOUT SOLID
BOTTOM.



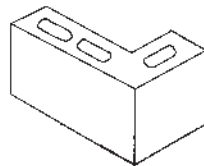
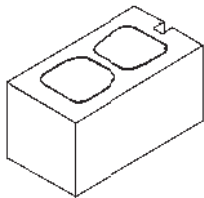
SILLS

AVAILABLE IN
BED-DEPTHS OF
8", 6", AND 4"



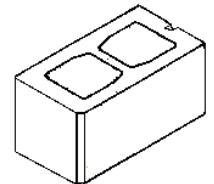
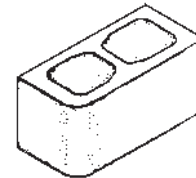
CORNERS

UNITS WITH MATTE
FINISH ON FACE &
END ARE AVAILABLE
IN 8", 6", 4", AND 2 1/4"
BED-DEPTHS.
4X8X16X8 "L"
CORNER ALSO
AVAILABLE



BULLNOSE AND CHAMFERS

BULLNOSE AND
CHAMFERED UNITS
ARE AVAILABLE
WITH TREATMENT
ON ONE OR MORE
EDGES.



DILLON IS A CUSTOM DESIGN ACMU MANUFACTURER. WE BUILD OUR BLOCK TO YOUR SPECIFICATIONS. OUR SELECTION IS VIRTUALLY ENDLESS FOR CUSTOM SIZE, SHAPE OR COLOR. ALL BLOCK MEET OR EXCEED ASTM OR BUILDING CODE STANDARDS. FULL SIZE SAMPLES AND COLOR SELECTION KITS ARE AVAILABLE UPON REQUEST. DETAILED SPECIFICATIONS ARE AVAILABLE FOR DOWNLOAD.

PLEASE NOTE: THIS PAGE IS DESIGNED TO PROVIDE GUIDANCE TO AVAILABLE SHAPES AND SIZES. MANY OTHERS ARE NOT SHOWN DUE TO LIMITED SPACE. PLEASE CONTACT DILLON TO INQUIRE ABOUT OTHER AVAILABLE SHAPES AND SIZES.