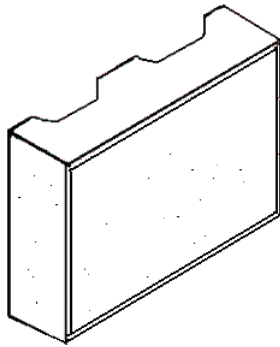
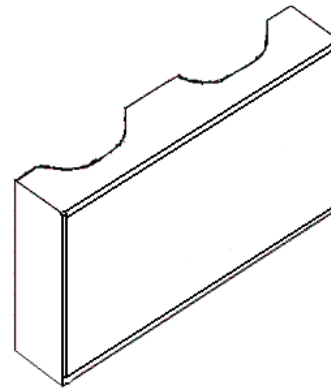


# DILLON PREMIER LINE™ MATTE FINISH CONFIGURATIONS



**4"x12"x16"**



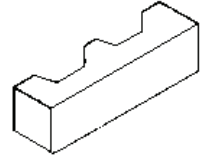
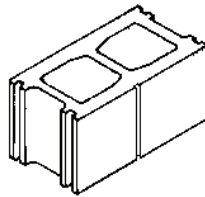
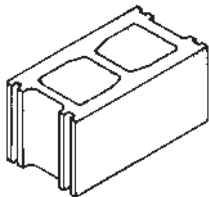
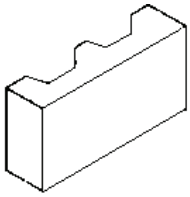
**4"x12"x24"**

## STRETCHER

## SCORES (false head joint)

## HALF BLOCK

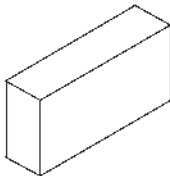
## HALF HIGH



AVAILABLE IN BED-DEPTHS OF 12", 8", 6", AND 2¼". 4" BED-DEPTH AVAILABLE IN OUR W-SHAPE DESIGN.  
12" BED-DEPTH IS ONLY AVAILABLE IN MATTE FINISH.

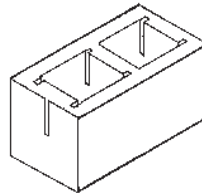
## SOLIDS

8" X 16" FACE  
AVAILABLE IN  
BED-DEPTHS OF  
8", 6", 4", AND 2¼"



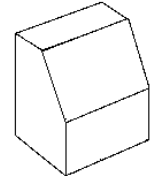
## BOND BEAMS

AVAILABLE IN 8"  
AND 6". AVAIL-  
ABLE WITH OR  
WITHOUT SOLID  
BOTTOM.



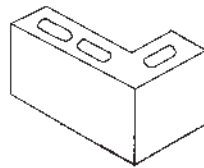
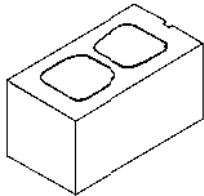
## SILLS

AVAILABLE IN  
BED-DEPTHS OF  
8", 6", AND 4"



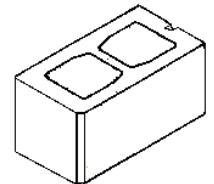
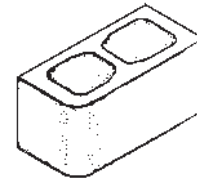
## CORNERS

UNITS WITH MATTE  
FINISH ON FACE &  
END ARE AVAILABLE  
IN 8", 6", 4", AND 2¼"  
BED-DEPTHS.  
4X8X16X8 "L"  
CORNER ALSO  
AVAILABLE



## BULLNOSE AND CHAMFERS

BULLNOSE AND  
CHAMFERED UNITS  
ARE AVAILABLE  
WITH TREATMENT  
ON ONE OR MORE  
EDGES.



DILLON IS A CUSTOM DESIGN ACMU MANUFACTURER. WE BUILD OUR BLOCK TO YOUR SPECIFICATIONS. OUR SELECTION IS VIRTUALLY ENDLESS FOR CUSTOM SIZE, SHAPE OR COLOR. ALL BLOCK MEET OR EXCEED ASTM OR BUILDING CODE STANDARDS. FULL SIZE SAMPLES AND COLOR SELECTION KITS ARE AVAILABLE UPON REQUEST. DETAILED SPECIFICATIONS ARE AVAILABLE FOR DOWNLOAD.

PLEASE NOTE: THIS PAGE IS DESIGNED TO PROVIDE GUIDANCE TO AVAILABLE SHAPES AND SIZES. MANY OTHERS ARE NOT SHOWN DUE TO LIMITED SPACE. PLEASE CONTACT DILLON TO INQUIRE ABOUT OTHER AVAILABLE SHAPES AND SIZES.